

Worship Analysis: 5 Quarter Comparison

With so much data collected in multiple different areas of ministry over multiple years, it's important to have an easy way to analyze the data in relevant context. In the Tracking and Statistics Analysis tab, users can see all data from the 7 main ministry categories compared in three ways. Users can compare the year to date statistics compared with the same time frame from the previous year, compare the previous 5 complete quarters, or compare any 2 completed years. All three of these methods will also compare the statistics to the Healthy Church Benchmarks to allow users to quickly assess the growth of the church and see any areas of strength or weakness.

Measureable Wins

- 1. Life Change:** We believe inspiring worship will impact the entire person from the inside out to the extent that the person will be motivated to take the next steps in their relationship with Jesus Christ.
- 2. Initiative:** We want to create a worship experience that inspires people to invite others to church where they will meet new friends and find a church home.
- 3. Growth:** We believe that increased numerical and financial growth is a by-product of inspiring life-changing ministry where people have a meaningful encounter with the God of the universe.

5 Quarter Comparison	Quarters					% Change	
	Q3 2022	Q2 2022	Q1 2022	Q4 2021	Q3 2021	3 Quarters	5 Quarters
Visitors The number of first-time visitors from the church's ministry area in our worship service(s). (Worship: Initiative, Growth)	123	143	143	135	112	-14.0%	9.8%
Conversions The number of people who made a first-time profession of faith. (Worship: Life Change, Outreach: Conversion Growth)	8	9	6	7	7	33.3%	14.3%
Baptisms The number of baptisms. (Worship: Life Change, Discipleship: Character)	7	8	8	7	8	-12.5%	-12.5%
Orientation Class Participants The number of visitors attending our orientation classes. (Worship: Growth, Fellowship: Developing Friendship)	12	6	13	7	14	-7.7%	-14.3%
New Attenders The number of NEW attenders that have made our church their church home. (Worship: Growth)	46	47	48	44	45	-4.2%	2.2%
Total Attenders The number of individuals in our records that make up our TOTAL church family. (Worship: Growth)	978	981	1,023	920	906	-4.4%	7.9%
Attendance Average weekly attendance in all services including leaders and volunteers. (Worship: Growth)	526	592	597	569	488	-11.9%	7.8%

Donor Gifts The number of gifts / donations given. (Worship: Initiative)	174	165	171	145	150	1.8%	16.0%
Weekly Donations Average weekly offerings / contributions. (Worship: Growth)	\$14,005	\$15,882	\$15,248	\$14,918	\$12,720	-8.1%	10.1%
Attender Giving Average The average weekly giving amount per person in attendance. (Worship: Initiative)	\$27	\$27	\$26	\$26	\$26	4.3%	1.9%
Annual Church Budget The total church budget this year. (Worship: Growth)	\$204,490	\$204,490	\$204,490	\$185,900	\$185,900	0.0%	10.0%

Visitors

The number of first-time visitors from the church's ministry area in our worship service(s). (Worship: Initiative, Growth)

5 Quarter Comparison



Conversions

The number of people who made a first-time profession of faith. (Worship: Life Change, Outreach: Conversion Growth)

5 Quarter Comparison



Baptisms

The number of baptisms. (Worship: Life Change, Discipleship: Character)

5 Quarter Comparison



Orientation Class Participants

The number of visitors attending our orientation classes. (Worship: Growth, Fellowship: Developing Friendship)

5 Quarter Comparison



New Attenders

The number of NEW attenders that have made our church their church home. (Worship: Growth)

5 Quarter Comparison



Total Attenders

The number of individuals in our records that make up our TOTAL church family. (Worship: Growth)

5 Quarter Comparison



Attendance

Average weekly attendance in all services including leaders and volunteers. (Worship: Growth)

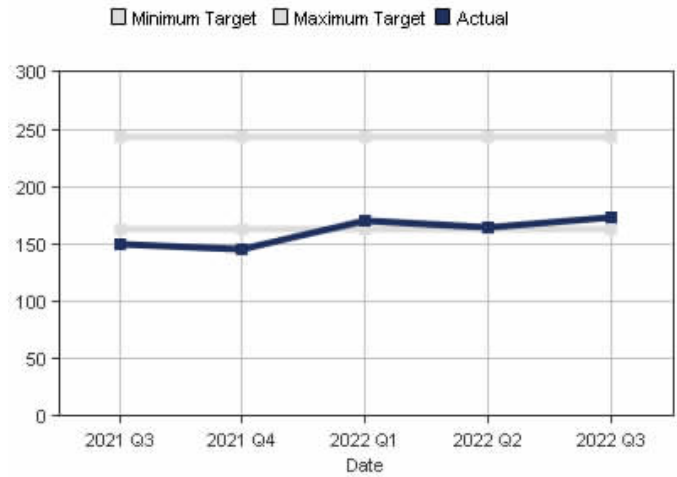
5 Quarter Comparison



Donor Gifts

The number of gifts / donations given. (Worship: Initiative)

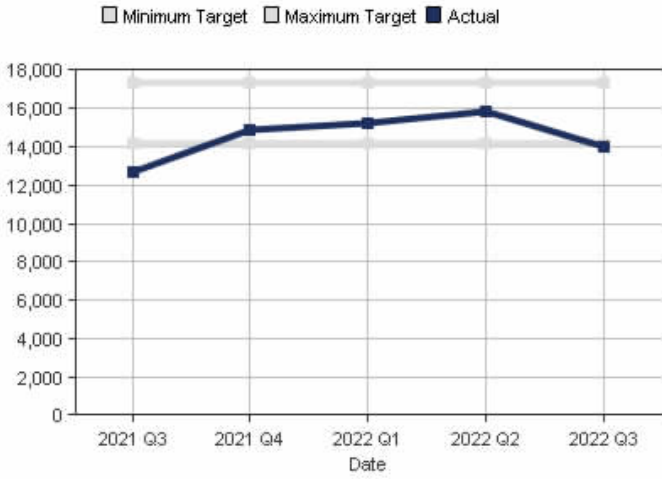
5 Quarter Comparison



Weekly Donations

Average weekly offerings / contributions. (Worship: Growth)

5 Quarter Comparison

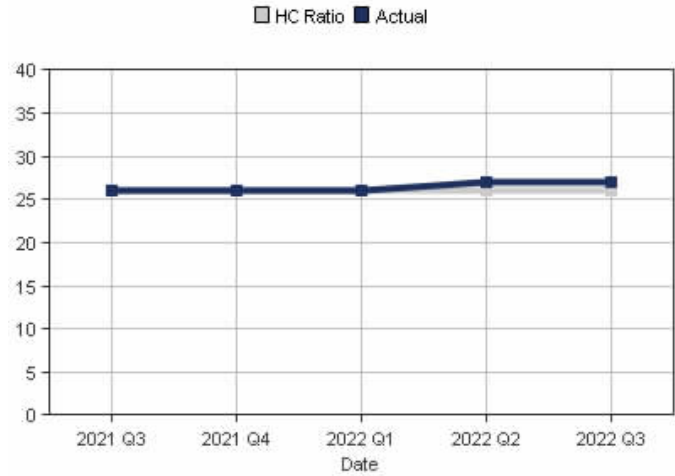


Attender Giving Average

The average weekly giving amount per person in attendance. (Worship: Initiative)

(Worship: Initiative)

5 Quarter Comparison



Annual Church Budget

The total church budget this year. (Worship: Growth)

5 Quarter Comparison

